

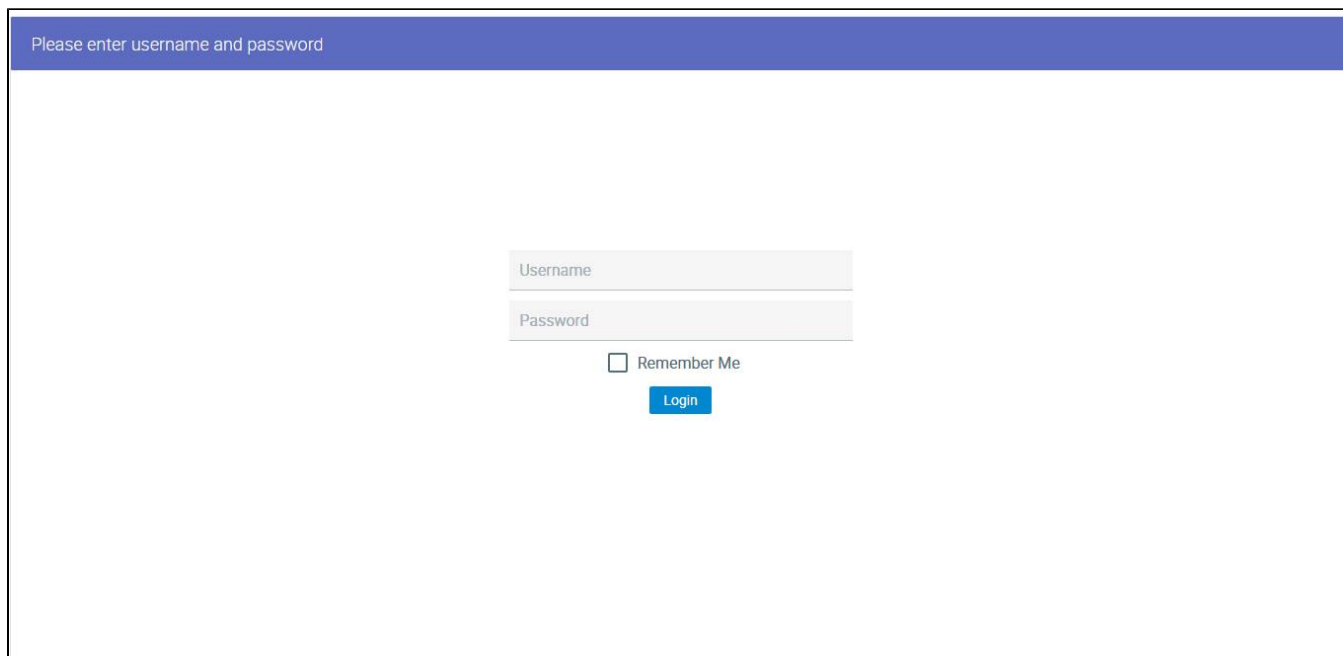
Testing using the web interface

You can test if WCS operates properly using the web interface. In your browser open the link: <https://<domain name or server address>:8888/>, for instance <https://192.168.1.5:8888/>

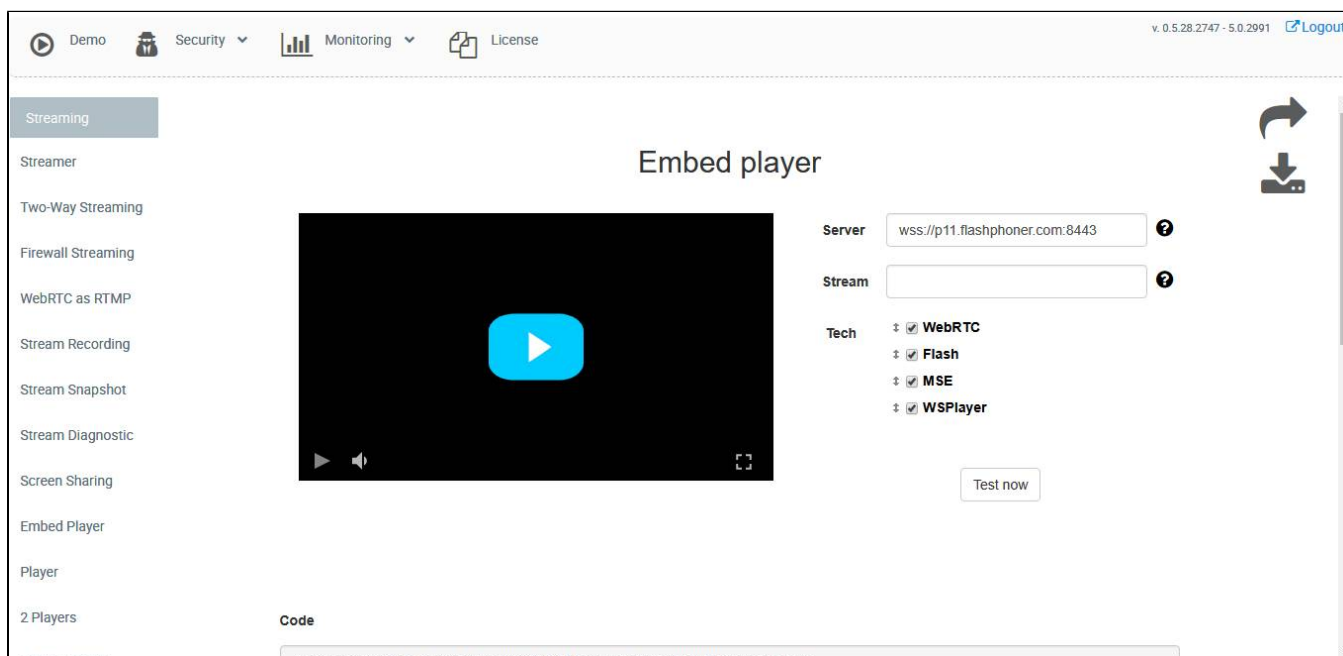
Since by default WCS uses simple generated [certificates](#), a browser shows a warning that the security certificate used by the WCS server is not known to the browser, nor to the operating system.

Depending on what browser is used, either confirm opening this address or add a security exception for this address.

Upon the first log in WCS asks for the admin password, then opens up the authorization page



Then, the main page of the WCS web interface is displayed. The page contains applications to test various functions of the server. By default, the Embed Player app opens



Select "Two-Way Streaming". The corresponding web application opens:

Streaming

Streamer

Two-Way Streaming

Firewall Streaming

WebRTC as RTMP

Stream Recording

Stream Snapshot

Stream Diagnostic


Screen Sharing

Embed Player

Player


Two-way Streaming

Local



6ef5 Publish

Player



6ef5 Play Available

wss://p11.flashphoner.com:8443 Connect

v. 0.5.28.2747 - 5.1.3061 Logout

Click the Connect button and then the Publish button to check if the stream from the web camera is published.

Streaming

Streamer

Two-Way Streaming

Firewall Streaming

WebRTC as RTMP

Stream Recording

Stream Snapshot

Stream Diagnostic


Screen Sharing

Embed Player

Player


Two-way Streaming

Local



269f Stop

Player



269f Play Available

PUBLISHING

wss://p11.flashphoner.com:8443 Disconnect

ESTABLISHED


v. 0.5.28.2747 - 5.1.3061 Logout

Click Play to check if the stream is played from the server

Dashboard navigation: Demo, Security, Monitoring, License. Version: v. 0.5.28.2747 - 5.1.3061. Logout

Two-way Streaming

Local **Player**



Local: 269f Stop
Player: 269f Stop Available

PUBLISHING PLAYING

wss://p11.flashphoner.com:8443 Disconnect

ESTABLISHED

Streaming menu items: Streamer, Two-Way Streaming, Firewall Streaming, WebRTC as RTMP, Stream Recording, Stream Snapshot, Stream Diagnostic, Screen Sharing, Embed Player, Player

Server logs must display corresponding lines about connected web client, broadcasting and playing of the stream. All tests of the web interface come with WCS as well as individually as examples of usage of WCS Javascript API.